



WEVER & DUCRÉ
LIGHTING

STRIPE 2.2

305351W4

Project

Type

Notes

Quantity

Date

GENERAL

Wall
Recessed
Signal White
IP20
Interior
16^a to 28^b lm
RAL 9003^c

LED

3000 K
CRI 80
L90 / 50000 h
3-step binning

PHYSICAL

Length 35 mm
Width 37 mm
Height 220 mm
0.27 kg

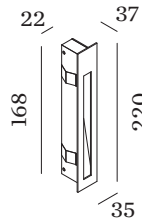
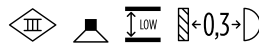

ELECTRICAL

excl. power supply
3 V
Total connected power 1.4^a to 2.8^b W
350^a to 700^b mA
PC3
Safety distance 0.3 m

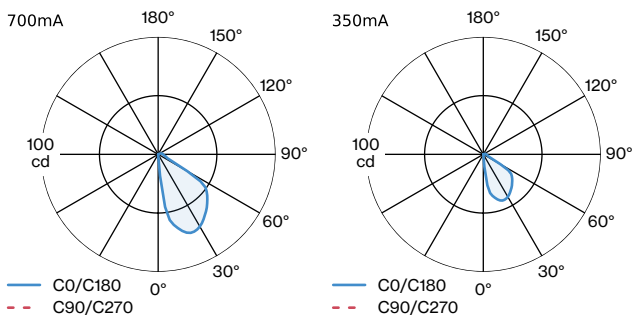
CUTOUT

Length 25 mm
Width 170 mm
Min. ceiling thickness 8 mm
Max. ceiling thickness 18 mm
Recessed depth 40 mm

^a 350mA
^b 700mA
^c RAL Palette colors may deviate slightly due to production conditions.



LIGHT DISTRIBUTION





WEVER & DUCRÉ
LIGHTING

STRIPE 2.2

305351W4

MOUNTING

Plasterkit + Recessed Housing

TYPE	L · W · H (MM)	ORDERCODE
STRIPE 2.2	100-50-280	9 0 0 1 2 0 3 8

POWER SUPPLIES

Power Supply

TYPE	L · W · H (MM)	ORDERCODE
Driver 6W 350mA 3-22V	64-35-21	9 0 2 1 3 2 0 2
Driver 6W 700mA 3-8.4V	64-35-21	9 0 2 1 5 2 0 3