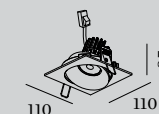


fits in round
cut out

RON

CEILING RECESSED



1.0 LED

LED 7/10W | 350/500mA | 18Vf
COB 3-step | excl. power supply
aluminium powder coated
round cut-out for mounting

0.36kg IP20 35°/35° 355° 90°

102-104 35°/35° 355° 90°

4-25

| | CODE |
|---------|---------|
| 111161W | 111161W |
| 111161B | 111161B |

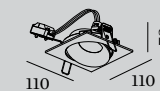
| LIGHT COLOUR | LUMEN CRI | CODE |
|------------------|---------------|------|
| 2700K | 530/710 >90 | 3 |
| 3000K | 570/770 >90 | 5 |
| 1800-2850K 16V | 330/450 >95 | 9 |

ALWAYS USE

power supply | 500mA

| | CODE |
|----------|----------|
| 10W | 90214405 |
| 10W dim | 90224402 |
| 12W DALI | 90244402 |

350mA power supplies on page 723



1.0 MR16

QR-CBC51 max. 12W | GU5.3
12V | excl. power supply
aluminium powder coated
round cut-out for mounting

0.30kg IP20 35°/35°

102-104 35°/35° 355° 75°

4-25

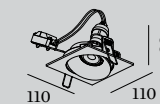
| | CODE |
|----------|----------|
| 111110W0 | 111110W0 |
| 111110B0 | 111110B0 |

ALWAYS USE

power supply | 12V

| | CODE |
|---------|----------|
| 10W dim | 90221401 |
| 25W dim | 90221701 |
| 70W dim | 90221904 |

more specs on page 727



1.0 PAR16

PAR16 max. 12W | GU10
100-240VAC | 50-60Hz
aluminium powder coated
round cut-out for mounting

0.34kg IP20 35°/35°

102-104 35°/35° 355° 100°

4-25

| | CODE |
|----------|----------|
| 111120W0 | 111120W0 |
| 111120B0 | 111120B0 |

OPTIONAL

PAR16 LED GU10 7W | phase-cut dim
CODE

| | |
|---------------|----------|
| 2700K white | 901228W2 |
| 2700K black | 901228B3 |
| 3000K white | 901228W4 |
| 3000K black | 901228B5 |

more lamps and specs on page 729