



WEVER & DUCRÉ  
LIGHTING

# THEMIS 1.7

323271X4

Project	.....
Type	.....
Notes	.....
Quantity	.....
Date	.....

## GENERAL

Wall  
Recessed  
Signal White + Aluminium Brushed  
IP20  
Interior  
165<sup>a</sup> to 210<sup>b</sup> lm

## LED

3000 K  
CRI 80  
L90 / 50000 h  
3-step binning

## PHYSICAL

Length 80 mm  
Width 47 mm  
Height 170 mm  
0.24 kg

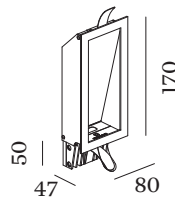
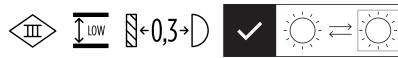

## ELECTRICAL

excl. power supply  
6 V  
Total connected power 3.9<sup>a</sup> to 5.6<sup>b</sup> W  
500<sup>a</sup> to 700<sup>b</sup> mA  
PC3  
Safety distance 0.3 m

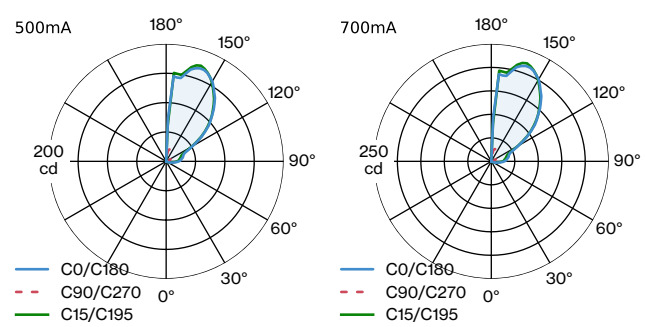
## CUTOUT

Length 70 mm  
Width 158 mm  
Min. ceiling thickness 2 mm  
Max. ceiling thickness 18 mm  
Recessed depth 50 mm

<sup>a</sup> 500mA  
<sup>b</sup> 700mA



## LIGHT DISTRIBUTION





WEVER & DUCRÉ  
LIGHTING

# THEMIS 1.7

323271X4

## Maintenance Factors

Operating Time [h]	10 000	20 000	30 000	40 000	50 000
LLMF	0.99	0.97	0.95	0.94	0.92
LSF	1	1	1	1	1

MF	$LMF \times RSMF \times LLMF \times LSF$	RSMF <sup>a</sup>	Room Surface Maintenance Factor
MF	Maintenance Factor	LLMF	Lamp Lumens Maintenance Factor
LMF <sup>a</sup>	Luminaire Maintenance Factor	LSF	Lamp Survival Faktor

<sup>a</sup> According to "CIE 97, Maintenance of indoor electric lighting systems", 2005, ISBN 3-900-734-34-8. The values must be determined by the planner.

## MOUNTING

### Recessed Housing

TYPE	L · W · H (MM)	ORDERCODE
THEMIS1.7	180-83-270	9 0 0 1 2 0 3 2

### Plasterkit

TYPE	L · H (MM)	ORDERCODE
THEMIS1.7	180-270	9 0 0 1 7 1 1 1

## POWER SUPPLIES

### Power Supply

TYPE	L · W · H (MM)	ORDERCODE
Driver 6W   500mA   3-12V	64-35-21	9 0 2 1 4 2 0 1
Driver 6W   700mA   3-8.4V	64-35-21	9 0 2 1 5 2 0 3