



WEVER & DUCRÉ
LIGHTING

J.J.W.
04

2052E8S0

Project

Type

Notes

Quantity

Date

GENERAL

Ceiling
Suspended
Silver/Grey
IP20
Interior
Indirect 705 lm
Direct 715 lm
Total 1420 lm

LED

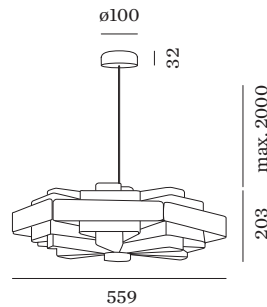

Lamp 6 x A60
E27
Socket E27
max. 53 W
CRI 90
L70 / 50000 h

PHYSICAL

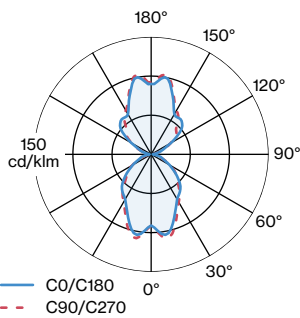
Diameter 559 mm
Height 203 mm
4.5 kg
incl. 2.0 m suspension

ELECTRICAL

220 - 240 V
Total connected power 33 W
PC1
Safety distance 0.3 m



LIGHT DISTRIBUTION



[2052E8S0] The technical data represent rated values for an ambient temperature of 25°C. The data values for the luminous flux are initially subject to a tolerance of +/- 10%, those for the electrical connected load are initially subject to a tolerance of +/- 10%, and those for the colour temperature are initially subject to a tolerance of +/- 150 K. No liability is assumed for typographical or printing errors. The general terms and conditions of Wever & Ducré BVBA apply.
© Wever & Ducré BVBA · Spinnerijstraat 99/21 · 8500 Kortrijk · Belgium · www.weverducre.com



WEVER & DUCRÉ
LIGHTING

J.J.W.
04

2052E8S0

DECO LAMPS

A60 LED Lamp

TYPE	Ø · H (MM)	ORDERCODE
2200K E27	ø60 · 110	9 0 0 3 E 1 0 9
2700K E27	ø60 · 110	9 0 0 3 E 1 3 8