



WEVER & DUCRÉ
LIGHTING

BOX SUSPENDED 2.0 LED

214164W3

Project
Type
Notes
Quantity
Date

GENERAL

Ceiling
Suspended
Signal White
IP20
Interior
405 lm
RAL 9003^a

LED

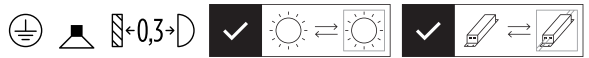

2700 K
CRI 90
L80 / 50000 h
3-step binning
MR 0.53
MDER 0.48

OPTICAL

Beam angle 35°

PHYSICAL

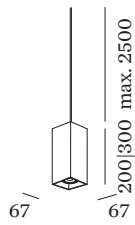
Length 67 mm
Width 67 mm
Height 200 mm
0.66 kg
incl. 2.5 m suspension



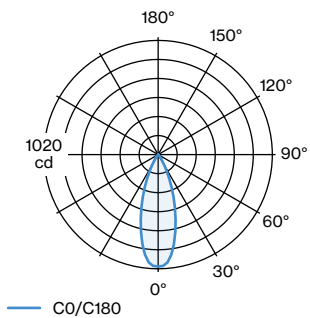
ELECTRICAL

phase-cut dim
220 - 240 V
Total connected power 5.5 W
PC1
Safety distance 0.3 m

^a RAL Palette colors may deviate slightly due to production conditions.



LIGHT DISTRIBUTION



[214164W3] The technical data represent rated values for an ambient temperature of 25°C. The data values for the luminous flux are initially subject to a tolerance of +/- 10%, those for the electrical connected load are initially subject to a tolerance of +/- 10%, and those for the colour temperature are initially subject to a tolerance of +/- 150 K. No liability is assumed for typographical or printing errors. The general terms and conditions of Wever & Ducré BVBA apply.
© Wever & Ducré BVBA · Spinnerijstraat 99/21 · 8500 Kortrijk · Belgium · www.weverducre.com



WEVER & DUCRÉ
LIGHTING

BOX SUSPENDED 2.0 LED

214164W3

CONE DIAGRAM

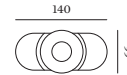
35°

h (m)	E0° (lx)	ø (m)
1	999	0.63
2	249	1.26
3	111	1.89
4	62	2.52
5	40	3.15

SUSPENSION OPTIONS

Invisible Ceiling Suspension System

COLOUR	L · W (MM)	ORDERCODE
Signal Black	140·66	9 0 0 1 5 1 9 5
Pure White	140·66	9 0 0 1 5 1 9 6



Single Suspension

TYPE	COLOUR	Ø · H (MM)	ORDERCODE
Ceiling Base round	Signal Black	ø84·29	9 0 0 5 2 0 2 1
Ceiling Base round	Pure White	ø84·29	9 0 0 5 2 0 2 2



Single Ceiling Base

TYPE	COLOUR	Ø · H (MM)	ORDERCODE
semi recessed	Pure White	ø84·72	9 0 0 5 2 0 2 6
semi recessed	Signal Black	ø84·72	9 0 0 5 2 0 2 7

